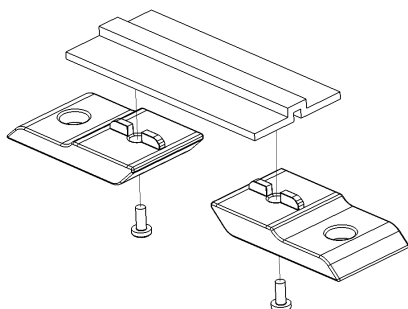


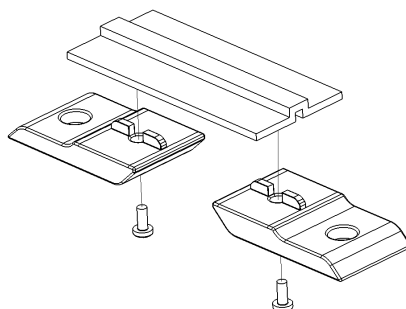
**To attach surface mount kit to the device:**

1. Insert guide rails in to the groove of the device.
2. Secure parts with two screws



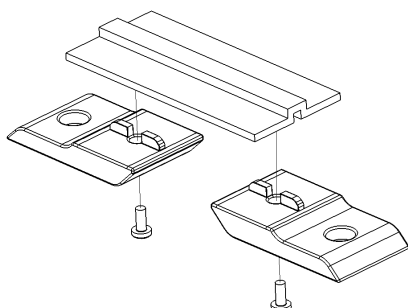
**To attach surface mount kit to the device:**

1. Insert guide rails in to the groove of the device.
2. Secure parts with two screws



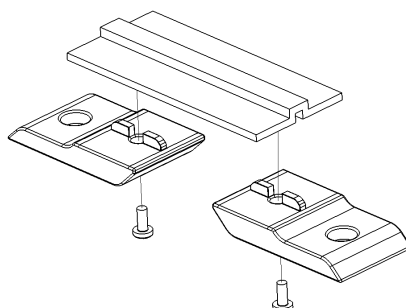
**To attach surface mount kit to the device:**

1. Insert guide rails in to the groove of the device.
2. Secure parts with two screws



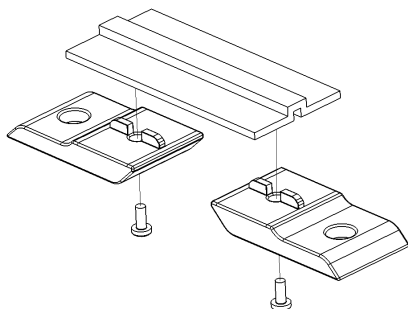
**To attach surface mount kit to the device:**

1. Insert guide rails in to the groove of the device.
2. Secure parts with two screws



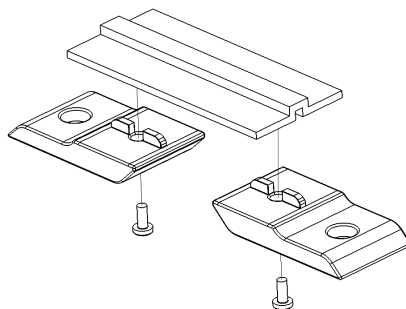
**To attach surface mount kit to the device:**

1. Insert guide rails in to the groove of the device.
2. Secure parts with two screws



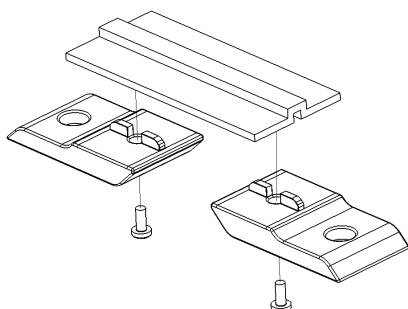
**To attach surface mount kit to the device:**

1. Insert guide rails in to the groove of the device.
2. Secure parts with two screws



**To attach surface mount kit to the device:**

1. Insert guide rails in to the groove of the device.
2. Secure parts with two screws



**To attach surface mount kit to the device:**

1. Insert guide rails in to the groove of the device.
2. Secure parts with two screws

